


FOR AIR LINE COUPLING (200T / 200L / 200S TYPE)




The highest working pressure: 1.0 Mpa (10Kg/cm²)
 Operating temp.range: -5°C ~ +60°C Valve structure: One-way Shut-off
 Applicable fluids: Air Purpose: Air pipe branching



200T Type (For two branch lines)

- Weight: 500g
- Fluid should flow in the direction of the arrows.




200L Type

(For five branch lines, straight type)

- Weight: 1200g
- Fluid should flow in the direction of the arrows.

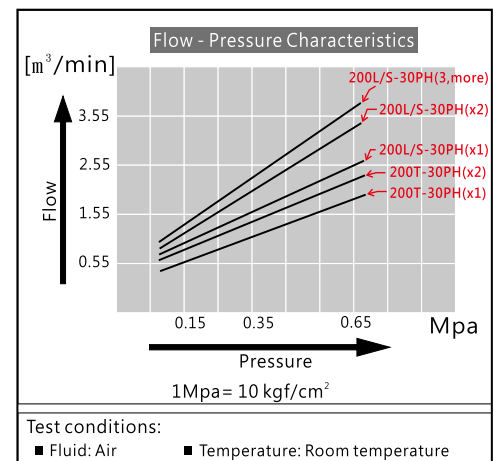
Enables several air lines to be taken simultaneously from one supply line!
 Gives speedy branching of Hi coupling.



200S Type

(For five branch lines, star type)

- Weight: 1162g(Brass), 361g(Aluminum)
- Fluid should flow in the direction of the arrows.



- One-touch! Connection is simple and reliable-just push the plug into the socket. Short connection time improves efficiency!
- Enables several air lines to be quickly taken simultaneously from one supply line.
- Choose between the 2-branch type (Model 200T), the 5-branch straight type (Model 200L) and the 5-branch star type (Model 200S) to suit your application.